



### District Report Card: 2017


<b>State:</b> Assam	<b>District:</b> Barpeta
<b>Class:</b> 8	<b>Subject:</b> Language
<b>Schools:</b> 51	<b>Students:</b> 1210


### Participation/Coverage


#### Students

<div>GENDER</div> <div></div>	Boys		Girls	
	Number	%	Number	%
	544	44.96	666	55.04

<div>AREA</div> <div></div>	Rural		Urban	
	Number	%	Number	%
	1082	89.42	128	10.58

<div>CATEGORY</div> <div></div>	SC		ST		OBC		GEN	
	Number	%	Number	%	Number	%	Number	%
	50	4.13	6	0.50	79	6.53	1075	88.84

<div>CWSN</div> <div></div>	LD	VI	HI	S&LD	ID	Oth
	0	3	1	2	1	9

<div>Management</div> <div></div>	Government		Government-aided	
	Number	%	Number	%
	911	75.29	299	24.71

### Average Performance of Students in Language (%)

Overall	Gender		Area		Management		Social Group			
	Male	Female	Rural	Urban	Govt.	Aided	SC	ST	OBC	GEN
54.17	55.11	53.40	53.78	57.45	55.38	50.50	55.60	42.22	54.18	54.17

### Performance on Learning Outcomes (LOs)

Learning Outcomes	Description	Average Performance(%)
L813	Read textual/non-textual materials with comprehension and identifies the details, characters, main idea and sequence of ideas and events while reading	54.17

Range of Performance of Students who Answered Correctly							
Below 30%		30% - 50%		50% - 75%		Above 75%	
Number	%	Number	%	Number	%	Number	%
163	13.47	333	27.52	543	44.88	171	14.13

### Lowest Performing Learning Outcomes (LOs)

1 - Read textual/non-textual materials with comprehension and identifies the details, characters, main idea and sequence of ideas and events while reading (54.17)